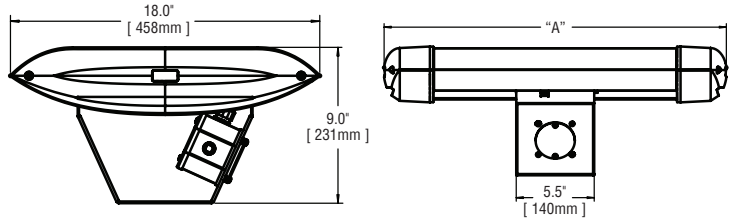


CAN-EDG-5M-UP THE EDGE® LED Canopy Light – Type V Medium

Rev. Date: 9/22/11



Notes:

# of LEDs	40	60	80	100	120	140	160	200	240
Dim. "A"	16.06"	18.06"	16.06"	18.06"	20.06"	22.06"	24.06"	28.06"	32.06"

Product	Family	Optic	Mounting	# of LEDs (x 10)	LED Series	Voltage	Color Options	Drive Current Not Field Adjustable	Factory-Installed Options Please type additional options in manually on the lines provided above.
CAN	EDG	5M ¹	UP ²	04 ³ 06 ⁴ 08 10 12 14 16 20 24	D	UL Universal 120–277V UH Universal 347–480V 12 120V 24 240V 27 277V 34 347V	SV Silver BK Black BZ Bronze PB Platinum WH White	350 350mA 525 ⁵ 525mA 700 ⁶ 700mA	43K 4300K Color Temperature ⁷ DIM 0–10V Dimming ^{8,9} F Fuse ^{10,11,12} HL Hi/Low (175/350/525, dual circuit input) ¹³ P Photocell ^{12,14,15} ML Multi-Level (75/525) ¹³

Footnotes

- IESNA Type V Medium distribution
- Uplight mount
- Uses 80 LED size with two blanks in outside positions
- Uses 100 LED size with two blanks in outside positions
- Available on fixtures with 40–160 LEDs
- Available on fixtures with 40–60 LEDs
- Color temperature per luminaire; 6000K standard; minimum 70 CRI
- Control by others
- Refer to dimming spec sheet for availability and additional information
- When code dictates fusing use time delay fuse
- Not available when UH voltage is selected
- Not available with all multi-level options. Refer to multi-level spec sheet for availability and additional information
- Refer to multi-level spec sheet for availability and additional information
- Must specify voltage other than UL or UH
- 120 LED maximum when 34 voltage is selected

LED PERFORMANCE SPECS

# of LEDs	Initial Delivered Lumens – Type V Medium @ 6000K	B U G			Initial Delivered Lumens – Type V Medium @ 4300K	B U G			System Watts 120–480V	Total Current @ 120V	Total Current @ 230V	Total Current @ 277V	Total Current @ 347V	Total Current @ 480V	L ₇₀ Hours** @ 25° C (77° F)	50K Hours Lumen Maintenance Factor** @ 15° C (59° F)
		Rating***				Rating***										
350mA Fixture Operating at 25° C (77° F)																
40 ³	4.025 (04)	2	1	1	3.710 (04)	2	1	1	47	0.40	0.21	0.19	0.15	0.12	>150,000	93%
60 ³	5.960 (06)	3	2	1	5.493 (06)	3	2	1	68	0.58	0.30	0.26	0.20	0.16	>150,000	
80	7.946 (08)	3	2	2	7.324 (08)	3	2	2	90	0.77	0.38	0.34	0.26	0.20	>150,000	
100	9.908 (10)	4	3	2	9.131 (10)	3	3	2	111	0.95	0.47	0.42	0.32	0.24	>150,000	
120	11.889 (12)	4	3	2	10.958 (12)	4	3	2	132	1.15	0.56	0.50	0.38	0.28	>150,000	
140	13.808 (14)	4	3	2	12.726 (14)	4	3	2	157	1.34	0.67	0.61	0.47	0.35	149,000	
160	15.781 (16)	4	3	2	14.544 (16)	4	3	2	179	1.54	0.76	0.68	0.53	0.39	149,000	
200	19.726 (20)	4	3	2	18.180 (20)	4	3	2	221	1.92	0.95	0.84	0.65	0.48	149,000	
240	23.671 (24)	5	3	3	21.816 (24)	5	3	3	264	2.30	1.12	1.00	0.77	0.56	149,000	
525mA Fixture Operating at 25° C (77° F)																
40 ³	5.635 (04)	3	2	1	5.194 (04)	3	2	1	70	0.57	0.29	0.26	0.21	0.16	136,000	92%
60 ³	8.344 (06)	3	2	2	7.690 (06)	3	2	2	102	0.87	0.44	0.39	0.30	0.22	129,000	
80	11.125 (08)	4	3	2	10.253 (08)	4	3	2	133	1.14	0.56	0.49	0.39	0.29	129,000	
100	13.871 (10)	4	3	2	12.784 (10)	4	3	2	172	1.47	0.75	0.67	0.51	0.38	128,000	
120	16.645 (12)	4	3	2	15.341 (12)	4	3	2	204	1.76	0.88	0.78	0.60	0.44	128,000	
140	19.331 (14)	4	3	2	17.817 (14)	4	3	2	233	2.01	0.99	0.87	0.69	0.51	123,000	
160	22.092 (16)	5	3	3	20.362 (16)	5	3	3	265	2.29	1.11	0.98	0.78	0.57	123,000	
700mA Fixture Operating at 25° C (77° F)																
40 ³	6.883 (04)	3	2	1	6.344 (04)	3	2	1	93	0.79	0.40	0.35	0.27	0.20	111,000	90%
60 ³	10.191 (06)	4	3	2	9.393 (06)	3	3	2	137	1.18	0.59	0.51	0.39	0.29	111,000	

* For recommended lumen maintenance factor data see TD-13

** For more information on the IES BUG (Backlight-Uplight-Glare) Rating visit www.iesna.org/PDF/Erratas/TM-15-07BugRatingsAddendum.pdf



General Description

Slim, low profile, easy mounting design. Luminaire sides are rugged cast aluminum with integral, weather-tight LED driver compartments and high performance aluminum heatsinks specifically designed for LED lighting application. Uplight fixture is supplied with a heavy gauge steel mount bracket and convenient anchoring holes. Mounting bracket is provided with holes to accommodate four (4) 3/8" (10mm) or four (4) 1/4" (6mm) bolts (by others) The weather-tight J-Box is designed for through-wiring and wet location installations. Five year limited warranty on fixture.

Electrical

Modular design accommodates varied lighting output from high power, white, 6000K (+/- 500K per full fixture), minimum 70 CRI, long life LED sources. Optional 4300K (+/- 300K per full fixture) also available. 120–277V 50/60 Hz, Class 1 LED drivers are standard. 347–480V 50/60 Hz driver is optional. LED drivers have power factor >90% and THD <20% at full load. Units provided with integral 10kV surge suppression protection standard. Surge protection tested in accordance with IEEE/ANSI C62.41.2.

Testing & Compliance

UL listed in the U.S. and Canada for wet locations and enclosure rated IP66 per IEC 60529. Consult factory for CE Certified products. Dark Sky Friendly. IDA Approved. RoHS compliant.



Finish

Exclusive Colorfast DeltaGuard® finish features an E-Coat epoxy primer with an ultra-durable silver powder topcoat, providing excellent resistance to corrosion, ultraviolet degradation and abrasion. Bronze, black, white and platinum bronze powder topcoats are also available. The finish is covered by our 10 year limited warranty.

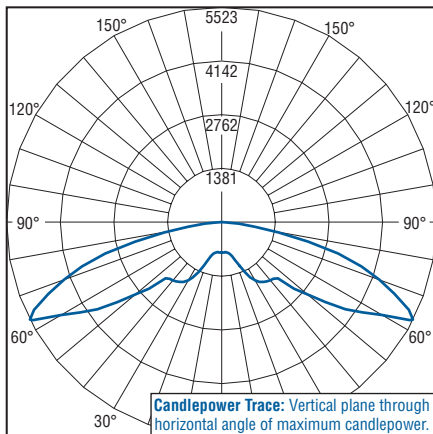
Fixture and finish are endurance tested to withstand 5,000 hours of elevated ambient salt fog conditions as defined in ASTM Standard B 117.

Patents

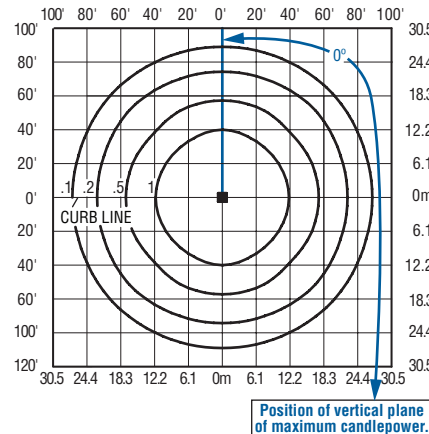
U.S. and international patents granted and pending. BetaLED is a division of Ruud Lighting, Inc. For a listing of Ruud Lighting, Inc. patents, visit www.uspto.gov.

Field-Installed Accessories

Photometrics



Independent Testing Laboratories certified test. Report No. ITL68282. Candlepower trace of 4300K, 120 LED Type V Medium area luminaire with 16,029 initial delivered lumens operating at 525mA. All published luminaire photometric testing performed to IESNA LM-79-08 standards.



Isofootcandle plot of 4300K, 120 LED Type V Medium canopy luminaire at 25' (7.6m) A.F.G. Luminaire with 15,341 initial delivered lumens operating at 525mA. Initial FC at grade.



© 2011 Ruud Lighting Inc. – A Cree Company. All rights reserved. The information in this document is subject to change without notice.
9201 Washington Ave • Racine, WI 53406-3772 • 800-236-6800 • www.betaLED.com



Made in the U.S.A. of U.S. and imported parts.
Meets Buy American requirements within the ARRA.