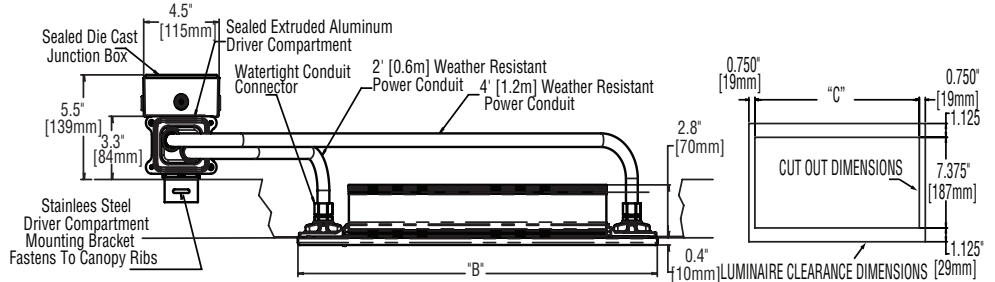


Driver Housing		DIM "A"
350 mA		12.8" [325mm]
HL option, 525mA, 700mA		23.8" [605mm]

Fixture	DIM "B"	DIM "C"
90 LED	21.6" [549mm]	20.6" [523mm]
120 LED	26.2" [665mm]	25.125" [638mm]

Notes:



Product	Family	Optic	Mounting	# of LEDs (x 10)	LED Series	Voltage	Color Options	Drive Current	Factory-Installed Options
CAN	227	SL ¹	RM ²	09 12	D	UL Universal 120-277V UH Universal 347-480V	SV Silver BZ Bronze BK Black WH White (Standard) PB Platinum Bronze	700 ³ 700mA (Standard) 525 525mA 350 350mA	Please type additional options in manually on the lines provided above. 40K 4000K Color temperature ⁴ F Fuse ^{5,6,7} HL Hi/Low (175/350/525, dual circuit input) ^{8,9} DIM 0-10V Dimming ^{10,11,12}

Footnotes

- Sparkle Petroleum distribution
- Recessed canopy mount
- Requires marked spacings 48" (1219mm) x 48" (1219mm) x 12" (305mm) (48" [1219mm] luminaire center line to luminaire center line, 24" [610mm] luminaire to side wall, 12" [305mm] above luminaire)
- Color temperature per fixture; 5700K standard; minimum 70 CRI
- Not available when UH voltage is selected
- When code dictates fusing use time delay fuse
- Not available with all multi-level options. Refer to multi-level spec sheet for availability and additional information
- Sensor not included
- Refer to multi-level spec sheet for availability and additional information
- Refer to dimming spec sheet for availability and additional information
- Control by others
- Can't exceed specified drive current. Consult factory if exceeding drive current is necessary

LED PERFORMANCE SPECS

# of LEDs	Initial Delivered Sparkle Petroleum @ 5700K	B U G			Initial Delivered Sparkle Petroleum @ 4000K	B U G			System Watts 120-480V	Total Current @ 120V	Total Current @ 208V	Total Current @ 240V	Total Current @ 277V	Total Current @ 347V	Total Current @ 480V	L ₇₀ Hours @ 25° C (77° F)	50K Hours Lumen Maintenance Factor* @ 15° C (59° F)
		Rating**				Rating**											
350mA Fixture Operating at 25° C (77° F)																	
90	10,055 (09)	3	0	1	9,267 (09)	3	0	1	104	0.85	0.50	0.44	0.39	0.32	0.25	>150,000	91%
120	13,330 (12)	3	0	1	12,286 (12)	3	0	1	139	1.16	0.70	0.63	0.56	0.41	0.31	>150,000	
525mA Fixture Operating at 25° C (77° F)																	
90	14,076 (09)	3	0	1	12,973 (09)	3	0	1	169	1.46	0.84	0.77	0.66	0.47	0.35	141,000	89%
120	18,662 (12)	4	0	2	17,200 (12)	3	0	1	240	2.03	1.17	1.07	0.89	0.60	0.44	137,000	
700mA (Standard) Fixture Operating at 25° C (77° F)																	
90	17,093 (09)	3	0	1	15,753 (09)	3	0	1	212	1.78	1.03	0.94	0.79	0.63	0.46	115,000	87%
120	22,662 (12)	4	0	2	20,886 (12)	4	0	2	275	2.34	1.34	1.24	1.02	0.79	0.58	111,000	

*For recommended lumen maintenance data see TD-13

** For more information on the IES BUG (Backlight-Uplight-Glare) Rating visit www.iesna.org/PDF/Erratas/TM-15-11BugRatingsAddendum.pdf



General Description

Slim, low profile, easy mounting from below or above the deck. Luminaire sides are rugged cast aluminum with high performance extruded aluminum heatsink specifically designed for LED. Luminaire mounts directly to the canopy deck and is secured in place with extruded aluminum trim frame. This product is not intended for installation in combustible structures. Luminaire housing is provided with factory applied foam gasket and provides for a watertight seal between luminaire housing and canopy deck. Suitable for use in single or double skin canopies with 12" (305mm) or 16" (406mm) wide panels. Designed for canopies of 19 – 22 gauge (maximum 0.040" [1 mm] thickness).

Watertight driver compartment is constructed of anodized extruded aluminum with stainless steel end panels for exceptional corrosion resistance and thermal performance. Driver is factory wired to the luminaire housing via weather resistant flexible power conduit. Driver compartment is secured to the canopy ribs of the canopy deck with #14 Tek-screws (by others).

Five year limited warranty on luminaire.

Electrical

Modular design accommodates varied lighting output from high power, white, 5700K (+/- 500k per full fixture), minimum 70 CRI, long life LED sources. Optional 4000K (+/- 300K per full fixture) also available. 120–277V 50/60 Hz, Class 1 LED drivers are standard. 347–480V 50/60 Hz driver is optional. LED drivers have power factor >90% and THD <20% at full load. Units provided with integral 10kV surge suppression protection standard. Surge protection tested in accordance with IEEE/ANSI C62.41.2

Field-Installed Accessories**Retrofit Plate Kit**

Used when replacing recessed HID luminaires in existing open canopies with up to 12" (305mm) round or square, or 12" (305mm) x 16" (406mm) rectangular deck opening

XA-CRRP90WH (for 90 LED fixtures)

XA-CRRP120WH (for 120 LED fixtures)

NO PHOTO AVAILABLE

Retrofit Plate Kit – Plastic

24" (610mm) x 26" (660mm) plate used when replacing surface mounted HID luminaires. Factory cut to match luminaire opening.

XA-CRS2P90 (for 90 LED fixtures)

XA-CRS2P120 (for 120 LED fixtures)

For use on 12" (305mm) wide deck panels.

Includes metal backer plate.

XA-CRS6P90 (for 90 LED fixtures)

XA-CRS6P120 (for 120 LED fixtures)

For use on 16" (406mm) wide deck panels.

Includes metal backer plate.

XA-CRSP90 (for 90 LED fixtures)

XA-CRSP120 (for 120 LED fixtures)

For use on 12" (305mm) – 16" (406mm) deck panels. Does not include backer plate.

NO PHOTO AVAILABLE

Testing & Compliance

UL listed in the U.S. and Canada for wet locations and enclosure rated IP66 per IEC 60529. Dark Sky Friendly. IDA Approved. RoHS compliant.



Product with petroleum symmetric optic and 6000K CCT qualified on the DesignLights Consortium ("DLC") Qualified Products List ("QPL").

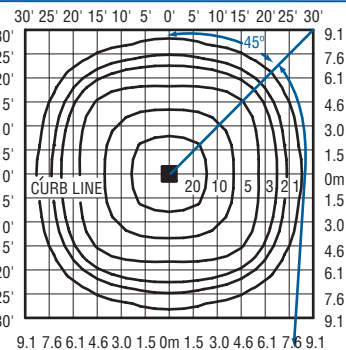
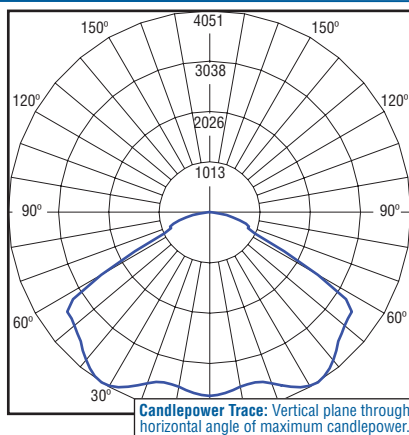
Finish

Exclusive ColorFast DeltaGuard® finish features an E-Coat epoxy primer with an ultra durable white powder topcoat, providing excellent resistance to corrosion ultraviolet degradation and abrasion. Bronze, black, silver, and platinum bronze powder topcoats are also available. Clear anodized finish on extruded aluminum heat sink with white powder finish on all cast aluminum components is standard. Bronze, black, silver and platinum bronze powder topcoats are also available. The finish is covered by our 10 year warranty.

Fixture and finish are endurance tested to withstand 5,000 hours of elevated ambient salt fog conditions as defined in ASTM Standard B 117.

Patents

U.S. and international patents granted and pending. BetaLED is a division of Ruud Lighting, Inc. For a listing of Ruud Lighting, Inc. patents, visit www.uspto.gov.

Photometrics

Independent Testing Laboratories certified test. Report No. ITL67722. Candlepower trace of 6000K, 60 LED recessed canopy luminaire with sparkle petroleum optic. Luminaire with 12,234 initial delivered lumens operating at 700mA. All published luminaire photometric testing performed to IESNA LM-79-08 standards.

Isofootcandle plot of 5700K, 120 LED recessed canopy luminaire with sparkle petroleum optic mounted at 15' (4.6m) A.F.G. Luminaire with 22,662 initial delivered lumens operating at 700mA. Initial FC at grade.



© 2012 Ruud Lighting Inc. – A Cree Company. All rights reserved. The information in this document is subject to change without notice.
9201 Washington Ave • Racine, WI 53406-3772 • 800-236-6800 • www.BetaLED.com



Made in the U.S.A. of U.S. and imported parts.
Meets Buy American requirements within the ARRA.