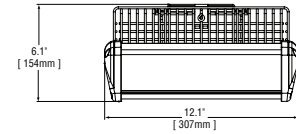
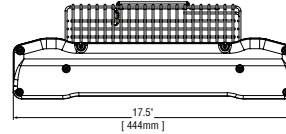


PKG-EDG-5M-PD THE EDGE® LED Parking Structure – Type V Medium

Rev. Date: 2/2/12



Notes:

| Product | Family | Optic | Mounting | # of LEDs (x 10) | LED Series | Voltage | Color Options | Drive Current Not Field Adjustable | Factory-Installed Options Please type additional options in manually on the lines provided above. |
|---------|--------|-----------------|-----------------|---|------------|--|--|---|---|
| PKG | EDG | 5M ¹ | PD ² | 04 ³ 06 ³ 08 ³ 10 | D | UL Universal 120–277V UH Universal 347–480V 12 120V 24 240V 27 277V 34 347V | SV Silver (Standard) BK Black BZ Bronze PB Platinum Bronze WH White | 350 350mA 525 525mA 700* 700mA | 40K 4000K Color Temperature ⁵ DIM 0–10V Dimming ^{6,7} F Fuse ^{8,9,10} HL Hi/Low (175/350/525, dual circuit input) ¹¹ ML Multi-Level (75/525) ¹¹ P Photocell ^{10,12,13} |

Footnotes

- | | | |
|--|--|--|
| <ol style="list-style-type: none"> 1. IESNA Type V Medium distribution 2. Pendant mount 3. Consists of multiple 20 LED light bars. 40, 60, and 80 LED units use blanks as needed in place of populated light bars 4. Available on fixtures with 40–60 LEDs 5. Color temperature per fixture; 5700K standard; minimum 70 CRI | <ol style="list-style-type: none"> 6. Control by others 7. Refer to dimming spec sheet for availability and additional information 8. Not available when UH or 34 voltage is selected 9. When code dictates fusing use time delay fuse | <ol style="list-style-type: none"> 10. Not available with all multi-level options. Refer to multi-level spec sheet for availability and additional information 11. Refer to multi-level spec sheet for availability and additional information 12. Must specify voltage other than UL, UH, or 34 13. Not available on fixtures with 100 LEDs |
|--|--|--|

LED PERFORMANCE SPECS

| # of LEDs | Initial Delivered Lumens – Type V Medium @ 5700K | B U G | | | Initial Delivered Lumens – Type V Medium @ 4000K | B U G | | | System Watts 120–480V | Total Current @ 120V | Total Current @ 208V | Total Current @ 240V | Total Current @ 277V | Total Current @ 347V | Total Current @ 480V | L ₇₀ Hours* @ 25° C (77° F) | 50K Hours Lumen Maintenance Factor* @ 15° C (59° F) |
|---|--|----------|---|---|--|----------|---|---|-----------------------|----------------------|----------------------|----------------------|----------------------|----------------------|----------------------|--|---|
| | | Rating** | | | | Rating** | | | | | | | | | | | |
| 350mA Fixture Operating at 25° C (77° F) | | | | | | | | | | | | | | | | | |
| 40 ³ | 4,025 (04) | 2 | 0 | 1 | 3,710 (04) | 2 | 0 | 1 | 47 | 0.40 | 0.24 | 0.21 | 0.19 | 0.15 | 0.12 | >150,000 | 93% |
| 60 ³ | 5,960 (06) | 3 | 0 | 1 | 5,493 (06) | 3 | 0 | 1 | 68 | 0.58 | 0.34 | 0.30 | 0.26 | 0.20 | 0.16 | >150,000 | |
| 80 ³ | 7,946 (08) | 3 | 0 | 1 | 7,324 (08) | 3 | 0 | 1 | 90 | 0.77 | 0.44 | 0.38 | 0.34 | 0.26 | 0.20 | >150,000 | |
| 100 | 9,908 (10) | 3 | 0 | 2 | 9,131 (10) | 3 | 0 | 2 | 111 | 0.95 | 0.55 | 0.47 | 0.42 | 0.32 | 0.24 | >150,000 | |
| 525mA Fixture Operating at 25° C (77° F) | | | | | | | | | | | | | | | | | |
| 40 ³ | 5,635 (04) | 3 | 0 | 1 | 5,194 (04) | 3 | 0 | 1 | 70 | 0.57 | 0.33 | 0.29 | 0.26 | 0.21 | 0.16 | 136,000 | 92% |
| 60 ³ | 8,344 (06) | 3 | 0 | 2 | 7,690 (06) | 3 | 0 | 1 | 102 | 0.87 | 0.50 | 0.44 | 0.39 | 0.30 | 0.22 | 129,000 | |
| 80 ³ | 11,125 (08) | 3 | 0 | 2 | 10,253 (08) | 3 | 0 | 2 | 133 | 1.14 | 0.65 | 0.56 | 0.49 | 0.39 | 0.29 | 129,000 | |
| 100 | 13,871 (10) | 4 | 0 | 2 | 12,784 (10) | 4 | 0 | 2 | 172 | 1.47 | 0.85 | 0.75 | 0.67 | 0.51 | 0.38 | 128,000 | |
| 700mA Fixture Operating at 25° C (77° F) | | | | | | | | | | | | | | | | | |
| 40 ³ | 6,883 (04) | 3 | 0 | 1 | 6,344 (04) | 3 | 0 | 1 | 93 | 0.79 | 0.45 | 0.40 | 0.35 | 0.27 | 0.20 | 111,000 | 90% |
| 60 ³ | 10,191 (06) | 3 | 0 | 2 | 9,393 (06) | 3 | 0 | 2 | 137 | 1.18 | 0.67 | 0.59 | 0.51 | 0.39 | 0.29 | 111,000 | |

* For recommended lumen maintenance factor data see TD-13

** For more information on the IES BUG (Backlight-Uplight-Glare) Rating visit www.iesna.org/PDF/Erratas/TM-15-11BugRatingsAddendum.pdf



General Description

Slim, low profile design. Fixture is constructed from rugged extruded aluminum, die cast aluminum and stamped metal components. LED driver is mounted in extruded aluminum fixture extrusion and sealed for weather tight operation. High performance aluminum heatsinks specifically designed for LED parking structure application. Corrosion resistant wire guard provides anti-fouling protection from leaf/debris and animal nesting to assure cool LED operation. Pendant mount includes 5' (1.5m) cord out of fixture and is intended to be mounted by 3/4 IP pendant (by others). Five year limited warranty on fixture.

Electrical

Modular design accommodates varied lighting output from high power, white, 5700K (+/- 500K per full fixture), minimum 70 CRI, long life LED sources. Optional 4000K (+/- 300K per full fixture) also available. 120–277V 50/60 Hz, Class 1 LED drivers are standard. 347–480V Hz 50/60 driver is optional. LED drivers have power factor >90% and THD <20% at full load. Units provided with integral 10kV surge suppression protection standard. Surge protection tested in accordance with IEEE/ANSI C62.41.2.

Testing & Compliance

UL listed in the U.S. and Canada for wet locations and enclosure rated IP66 per IEC 60529. Consult factory for CE/ENEC Certified products. Dark Sky Friendly. IDA Approved. RoHS compliant.



Finish

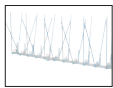
Exclusive Colorfast DeltaGuard® finish features an E-Coat epoxy primer with an ultra-durable silver powder topcoat, providing excellent resistance to corrosion, ultraviolet degradation and abrasion. Bronze, black, white and platinum bronze powder topcoats are also available. The finish is covered by our 10 year limited warranty.

Fixture and finish are endurance tested to withstand 5,000 hours of elevated ambient salt fog conditions as defined in ASTM Standard B 117.

Patents

U.S. and international patents granted and pending. BetaLED is a division of Ruud Lighting, Inc. For a listing of Ruud Lighting, Inc. patents, visit www.uspto.gov.

Field-Installed Accessories



Bird Spikes
XA-BRDSPK



Bird Shroud
XA-BRDGRD



Leveler
XA-PNDTLVL
(For 0–13° sloped ceilings)




Pendant Fitting
XA-PSFTG



12" (305mm) Pendant Kit
XA-PS12KIT
Pendant height to bottom of fixture; mounting accessories or surface boxes will add to overall height

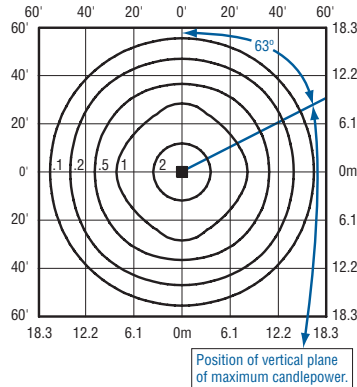
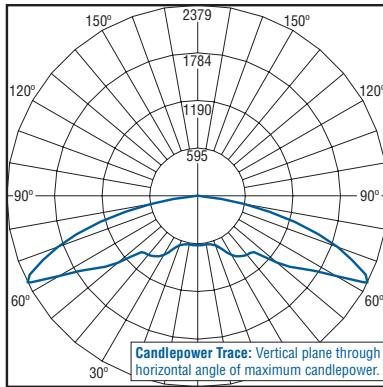


18" (457mm) Pendant Kit
XA-PS18KIT
Pendant height to bottom of fixture; mounting accessories or surface boxes will add to overall height



22" (559mm) Pendant Kit
XA-PS22KIT
Pendant height to bottom of fixture; mounting accessories or surface boxes will add to overall height

Photometrics



Independent Testing Laboratories certified test. Report No. ITL64366. Candlepower trace of 6000K, 40 LED Type V Medium parking structure luminaire with 6,971 initial delivered lumens operating at 700mA. All published luminaire photometric testing performed to IESNA LM-79-08 standards.

Isofootcandle plot of 5700K, 40 LED Type V Medium parking structure luminaire at 15' (4.6m) A.F.G. Luminaire with 6,543 initial delivered lumens operating at 700mA. Initial FC at grade.

