

Notes:

Product	Family	Optic	Mounting	# of LEDs (x 10)	LED Series	Voltage	Color Options	Drive Current Not Field Adjustable	Factory-Installed Options Please type additional options in manually on the lines provided above.
PKG	EDG	PS ¹	PD ²	02	D	UL Universal 120-277V	SV Silver (Standard)	350 350mA	40K 4000K Color Temperature ³ F Fuse ⁴ P Photocell ⁵
						12 120V	BK Black		
						24 240V	BZ Bronze		
						27 277V	PB Platinum Bronze WH White		

Footnotes

- 1. Petroleum symmetric distribution
- 2. Pendant mount
- 3. Color temperature per fixture; 5700K standard; minimum 70 CRI
- 4. When code dictates fusing use time delay fuse
- 5. Must specify voltage other than UL

LED PERFORMANCE SPECS															
# of LEDs	Initial Delivered Lumens – Petroleum Symmetric @ 5700K	B	U	G	Initial Delivered Lumens – Petroleum Symmetric @ 4000K	B	U	G	System Watts 120-277V	Total Current @ 120V	Total Current @ 208V	Total Current @ 240V	Total Current @ 277V	L ₇₀ Hours** @ 25° C (77° F)	50K Hours Lumen Maintenance Factor** @ 15° C (59° F)
		Rating**				Rating**									
350mA Fixture Operating at 25° C (77° F)															
20	2,286 (02)	1	0	0	2,107 (02)	1	0	0	26	0.20	0.13	0.11	0.10	>150,000	93%

* For recommended lumen maintenance factor data see TD-13 ** For more information on the IES BUG (Backlight-Uplight-Glare) Rating visit www.iesna.org/PDF/Erratas/TM-15-11BugRatingsAddendum.pdf



General Description

Slim, low profile design. Fixture is constructed from rugged extruded aluminum, die cast aluminum and stamped metal components. LED driver is mounted in extruded aluminum fixture extrusion and sealed for weather-tight operation. High performance aluminum heatsinks specifically designed for LED parking structure application. Pendant mount includes 5' (1.5m) cord out of fixture and is intended to be mounted by 3/4 IP pendant (by others). Five year limited warranty on fixture.

Electrical

Modular design accommodates varied lighting output from high power, white, 5700K (+/- 500K per full fixture), minimum 70 CRI, long life LED sources. Optional 4000K (+/- 300K per full fixture) also available. 120–277V 50/60 Hz, Class 1 LED drivers are standard. LED drivers have power factor >90% and THD <20% at full load. Units provided with integral 10kV surge suppression protection standard. Surge protection tested in accordance with IEEE/ANSI C62.41.2.

Testing & Compliance

UL listed in the U.S. and Canada for wet locations. Consult factory for CE Certified products. Dark Sky Friendly. IDA Approved. RoHS compliant.



Finish


Exclusive Colorfast DeltaGuard® finish features an E-Coat epoxy primer with an ultra-durable silver powder topcoat, providing excellent resistance to corrosion, ultraviolet degradation and abrasion. Bronze, black, white and platinum bronze powder topcoats are also available. The finish is covered by our 10 year limited warranty.

Fixture and finish are endurance tested to withstand 5,000 hours of elevated ambient salt fog conditions as defined in ASTM Standard B 117.

Patents

U.S. and international patents granted and pending. BetaLED is a division of Ruud Lighting, Inc. For a listing of Ruud Lighting, Inc. patents, visit www.uspto.gov.

Field-Installed Accessories



Leveler
XA-PNDTLVL
(For 0–13° sloped ceilings)



Pendant Fitting
XA-PSFTG



12" (305mm) Pendant Kit
XA-PS12KIT
Pendant height from ceiling surface to bottom of fixture; mounting accessories or surface boxes will add to overall height

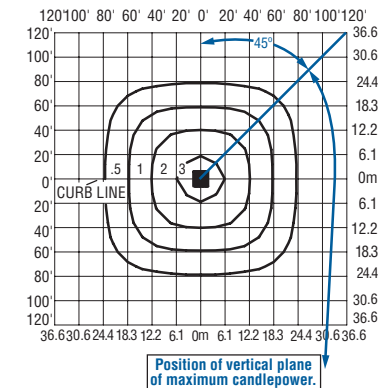
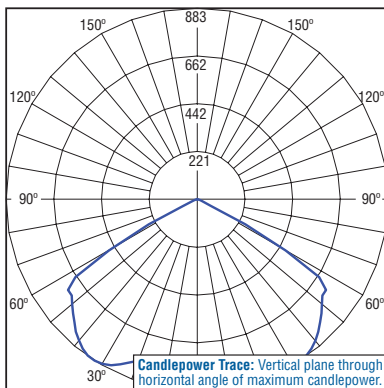


18" (457mm) Pendant Kit
XA-PS18KIT
Pendant height from ceiling surface to bottom of fixture; mounting accessories or surface boxes will add to overall height



22" (559mm) Pendant Kit
XA-PS22KIT
Pendant height from ceiling surface to bottom of fixture; mounting accessories or surface boxes will add to overall height

Photometrics



Candlepower trace of 6000K, 20 LED Petroleum Symmetric parking structure luminaire with 2,286 initial delivered lumens operating at 350mA. Configured from ITL66685, CAN-304-PS-**-06-D-UL-525. All published luminaire photometric testing performed to IESNA LM-79-08 standards.

Isofootcandle plot of 6000K, 20 LED Petroleum symmetric parking structure luminaire at 15' (4.6m) A.F.G. Luminaire with 2,286 initial delivered lumens operating at 350mA. Initial FC at grade.



© 2012 Ruud Lighting Inc. – A Cree Company. All rights reserved. The information in this document is subject to change without notice.
9201 Washington Ave • Racine, WI 53406-3772 • 800-236-6800 • www.BetaLED.com



Made in the U.S.A. of U.S. and imported parts.
Meets Buy American requirements within the ARRA.