

Notes:

Product	Family	Optic	Mounting	# of LEDs (x 10)	LED Series	Voltage	Color Options	Drive Current	Factory-Installed Options
STR	LWY	1S ¹	AA ²	07 08 09	D	UL Universal 120–277V UH Universal 347–480V	SV Silver ³ BK Black ³ BZ Bronze ³ PB Platinum Bronze ³ WH White ³	700 700mA (Standard) 525 525mA 350 350mA	Please type additional options in manually on the lines provided above. IP IP66 Classification 43K 4300K Color Temperature ⁴ DIM 0–10V Dimming ^{5,6,7} F Fuse ^{8,9} HL Hi/Low (175/350/525, dual circuit input) ^{10,11} N No Quick Disconnect Harness or Leveling Bubble ¹² PD Power Door ¹³ R NEMA Photocell Receptacle ^{8,14} SC Door Safety Tether ¹⁵ ML Multi-Level (75/525) ¹⁰ UTL Utility ¹⁶

Footnotes

- IESNA Type I Short distribution
- Adjustable arm for mounting to 2" (2-3/8" [60mm] O.D.) tenon
- Light engine portion of extrusion is not painted and will remain natural aluminum regardless of color selection
- Color temperature per fixture; 6000K standard; minimum 70 CRI
- Control by others
- Refer to dimming spec sheet for availability and additional information
- Can't exceed the specified drive current. Consult factory if exceeding drive current is necessary.
- Not available with all multi-level options. Refer to multi-level spec sheet for availability and additional information
- When code dictates fusing use time delay fuse
- Refer to multi level spec sheet for availability and additional information
- Sensor not included
- Standard product features unless N option is specified
- All connections between door and fixture are shipped unconnected from the factory; door release spring included to open door automatically when the latches are released
- Photocell by others
- Stainless steel aircraft cable
- Includes exterior wattage label that reflect watts for the specified drive current selected. The ability to exceed drive current will be disabled.

LED PERFORMANCE SPECS

# of LEDs	Initial Delivered Lumens – Type I Short @ 6000K	B U G			Initial Delivered Lumens – Type I Short @ 4300K	B U G			System Watts 120–480V	Total Current @ 120V	Total Current @ 240V	Total Current @ 277V	Total Current @ 347V	Total Current @ 480V	L ₇₀ Hours* @ 25° C (77° F)	50K Hours Lumen Maintenance Factor* @ 15° C (59° F)
		Rating**				Rating**										
350mA Fixture Operating at 25° C (77° F)																
70	7,963 (07)	3	0	1	7,339 (07)	3	0	1	75	0.67	0.38	0.35	0.25	0.20	> 150,000	94%
80	9,048 (08)	3	0	1	8,339 (08)	3	0	1	86	0.77	0.42	0.39	0.28	0.22	> 150,000	
90	10,104 (09)	3	0	1	9,312 (09)	3	0	1	96	0.84	0.46	0.42	0.31	0.24	> 150,000	
525mA Fixture Operating at 25° C (77° F)																
70	11,148 (07)	3	0	1	10,274 (07)	3	0	1	117	0.99	0.53	0.47	0.37	0.29	140,000	93%
80	12,668 (08)	3	0	1	11,675 (08)	3	0	1	135	1.13	0.59	0.53	0.42	0.32	136,000	
90	14,145 (09)	3	0	1	13,037 (09)	3	0	1	149	1.27	0.65	0.58	0.47	0.35	132,000	
700mA (Standard) Fixture Operating at 25° C (77° F)																
70	13,934 (07)	3	0	1	12,843 (07)	3	0	1	162	1.35	0.69	0.61	0.49	0.36	115,000	91%
80	15,835 (08)	4	0	1	14,594 (08)	4	0	1	188	1.55	0.79	0.69	0.55	0.41	110,000	
90	17,682 (09)	4	0	1	16,296 (09)	4	0	1	210	1.69	0.86	0.76	0.62	0.45	107,000	

* For recommended lumen maintenance factor data see TD-13

** For more information on the IES BUG (Backlight-Uplight-Glare) Rating visit www.iesna.org/PDF/Erratas/TM-15-07BugRatingsAddendum.pdf

NOTE: All data subject to change without notice.

© 2011 BetaLED®, a division of Ruud Lighting • 1200 92nd Street • Sturtevant, WI 53177 • 800-236-6800 • www.betaLED.com



Made in the U.S.A. of U.S. and imported parts.
Meets Buy American requirements within the ARRA.



General Description

Fixture housing is all aluminum construction. Standard fixture utilizes terminal block for power input suitable for #2–#14 AWG wire and operates at 700mA. Drive current is field switchable. Adjustable mounting arm is rugged die cast aluminum and mounts to a 2" (51mm) IP tenon. Two axis T-level included to ensure level installation when desired. Fixture carries a limited five year warranty.

Electrical

Modular design accommodates varied lighting output from high power, white, 6000K (+/- 500K per full fixture), minimum 70 CRI, long life LED sources. Optional 4300K (+/- 300K per full fixture) also available. 120–277V 50/60 Hz, Class 1 LED drivers are standard. 347–480V 50/60 Hz option is available. LED drivers have power factor >90% and THD <20% at full load. Quick disconnect harness suitable for mate and break under load provided on power feed to driver for ease of maintenance. Units provided with integral 10kV surge suppression protection standard. Surge protection tested in accordance with IEEE/ANSI C62.41.2.

Finish

Exclusive Colorfast DeltaGuard® finish features an E-Coat epoxy primer with an ultra-durable silver powder topcoat, providing excellent resistance to corrosion, ultraviolet degradation and abrasion. Bronze, black, white and platinum bronze powder topcoats are also available. The finish is covered by our 10 year limited warranty.

Fixture and finish are endurance tested to withstand 5,000 hours of elevated ambient salt fog conditions as defined in ASTM Standard B 117.

Testing & Compliance

UL listed in the U.S. and Canada for wet locations and enclosure classified IP66 per IEC 60529. Consult factory for CE Certified products. RoHS Compliant.

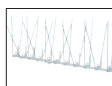
Product qualified on the Design Lights Consortium ("DLC") Qualified Products List ("QPL").



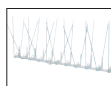
Patents

U.S. and international patents granted and pending. BetaLED is a division of Ruud Lighting, Inc. For a listing of Ruud Lighting, Inc. patents, visit www.uspto.gov.

Field-Installed Accessories

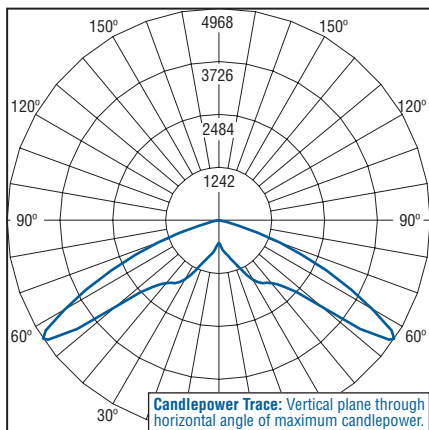


Bird Spikes for Light Engine
XA-BRDSPK90

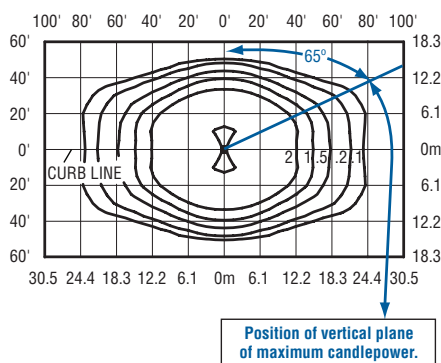


Bird Spikes Kit for Housing
XA-BRDSPKHSG

Photometrics



Independent Testing Laboratories certified test. Report No. ITL66914. Candlepower trace of 6000K, 40 LED LEDway Streetlight luminaire with IESNA Type I Short distribution. Luminaire with 8,265 initial delivered lumens operating at 700mA. All published luminaire photometric testing performed to IESNA LM-79-08 standards.



Isofootcandle plot of 6000K, 90 LED LEDway Streetlight luminaire with IESNA Type I Short distribution mounted at 25' (8m) A.F.G. Luminaire with 17,682 initial delivered lumens operating at 700mA. Initial FC at grade.

LEDway® EPA & Weight Calculations

Approximate Weight 120–480V¹	
70–90 LED fixture	21.0 lbs. (9.5kg)
EPA	
Horizontal Tenon Mount²	
1 fixture	0.706
EPA	
Round External Mount / Square Internal Mount Horizontal Tenons with Fixture(s)	
PT-1H/PD-1H4	Single 0.928
PT-2H(90)/PD-2H4(90)	90° Twin 1.267
PT-2H(180)/PD-2H4(180)	180° Twin 1.746
PT-3H(90)/PD-3H4(90)	90° Triple 1.932
PT-3H(120)	120° Triple 1.712
PT-4H(90)/PD-4H(90)	90° Quad 2.336
<ol style="list-style-type: none"> Add 5 lbs. (2.3kg) for transformer in 347–480V fixtures when multi-level options are selected. Consult factory for EPA values when mounting fixtures at aiming angles other than 0° 	

NOTE: All data subject to change without notice.

© 2011 BetaLED®, a division of Ruud Lighting • 1200 92nd Street • Sturtevant, WI 53177 • 800-236-6800 • www.betaLED.com



Made in the U.S.A. of U.S. and imported parts.
Meets Buy American requirements within the ARRA.

